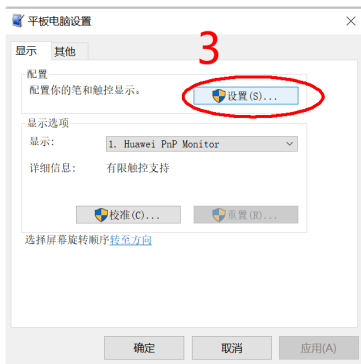
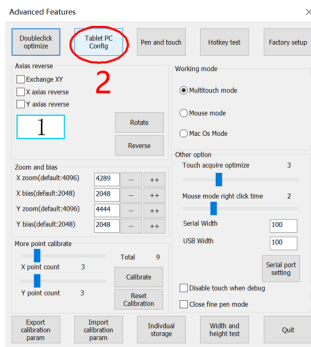
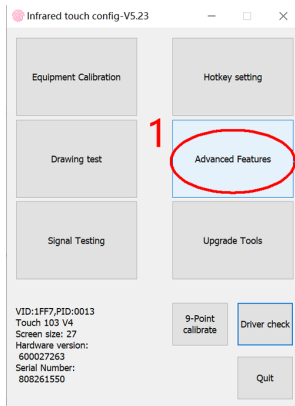


# Multiple display setup with touchscreen

If a computer has 2 or more monitors, you need to calibrate the touch screen as follows:

10/26, 2025

Resources	2021/8/21 16:35	文件夹
InfraRed_SwConfig	2023/9/15 11:35	配置设置
InfraRedTouch	2021/8/21 16:40	应用程序
multitouch_hw_port.dll	2021/8/21 16:31	应用程序扩展
multitouch_hw_service.dll	2021/8/21 16:31	应用程序扩展
TC9_Win_800000119(1).hwf	2021/7/26 15:35	HWF 文件
WhiteBoard	2021/9/3 11:02	快捷方式



Press the "Enter" key until the following instructions appear on the display that you need to match with the touchscreen. Then, use your finger to click on the touchscreen. At this point, the matching is complete.

用一根手指点击此屏幕，即可识别其为触控屏。

如果这不是平板电脑屏幕，请按 Enter 转到下一个屏幕。若要关闭工具，请按 Esc。

## Video